

**Detailed Process for submitting e-DIS for Capital Market will be as below:**

• **Capital Market – Important Points:**

- Capital Market segment will be provided to all clients who have opted for the segment during account opening and are eligible for e-DIS facility.
- e-DIS prompt message will be given to client on EWA>>Capital Market>>Trade.
- e-DIS can also be submitted anytime separately from EWA>>Capital Market>>e-DIS Authorization module.
- e-DIS can be submitted from EWA web & mobile application.
- e-DIS can be submitted for available free Quantity in client Demat account
- Without submitting e-DIS , holding will not be provided on Trading Platform & Sell trade cannot be done.
- Client will have to enter TPIN on Depository page.
- Submitting e-DIS doesn't mean NJ will debit the shares from client account. Shares will be debited only if any obligation is arising from client trades.

• **Detailed Flow:**

- Client will provide e-DIS from EWA web & mobile application before the trade.
- Without submitting e-DIS, holding will not be provided on Trading Platform & Sell trade cannot be initiated.
- Client will have option to submit e-DIS for **1 day validity**.

▪ **Validity 1 day :**

- If given upto 3:30 pm on Trade day, holding will be provided on the given scrip & quantity for same day only. Unused quantity will be expired & fresh e-DIS has to be submitted.
- If given after 3:30 pm on Trade day, holding will be provided on the given scrip & quantity for next trade day only. Unused quantity will be expired & fresh e-DIS has to be submitted.
- e-DIS given with Validity of 1 day on holiday will be available on next trade day.

▪

- After selecting validity & entering scrip & quantity detail. On submitting, client will be directed to the Depository page for authorization.
- Client will have to enter TPIN on Depository page.
- After entering the TPIN on Depository portal, client will be re-directed to NJ page.
- Holding will be available on Trading platform after 1 minute if e-DIS is submitted during Market hour.
- Basis e-DIS, CDSL will allow NJ to debit the shares & transfer to respective Exchange on Trade day.
- For selling through CNT mode, client will have to first submit e-DIS through online mode. Dealer cannot take e-DIS request on CNT.
- e-DIS will be expired if any Corporate action takes place in the scrip. Client has to submit fresh e-DIS.

**Below is the Detailed Help for reference**

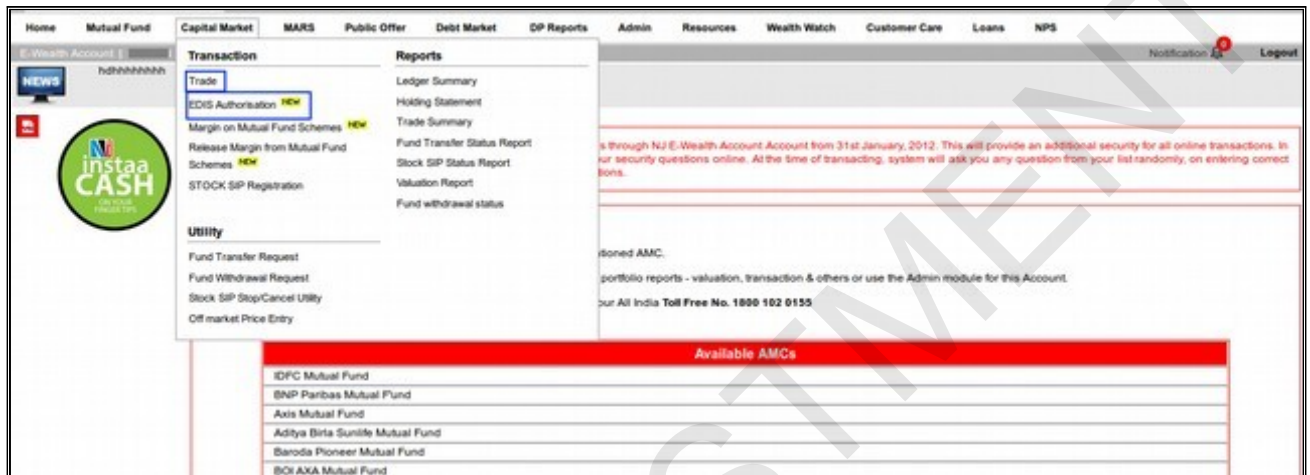
## **Help File for e-DIS Authorization for Capital Market**

**Step 1:** The client will login to his/her E-Wealth Account to go to Trading terminal of the Capital Market.

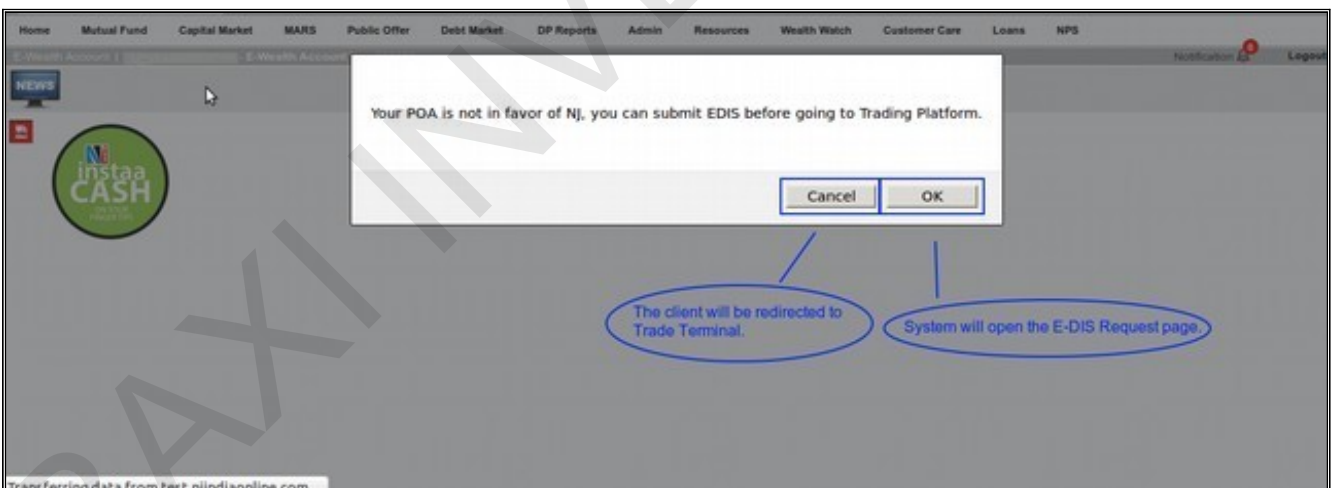
The client has two options for e-DIS request submission.

Option 1 – E -Wealth Account >> Capital Market >> Trade

Option 2 – E -Wealth Account >> Capital Market >> E-DIS Authorisation



**Step 2:** On clicking the Trade menu, system will prompt the message to provide E-DIS request for selling of the Securities on Trade Terminal.



As per current rules only 1 day e-DIS is available

**Step 3:** System will open the e-DIS Request module and it will display the client's Demat QTY , Available E-DIS Qty and Pending QTY for E-DIS (if any).

UPDATED THIS IS WILL DISPLAY ON TRADING  
THIS IS WILL DISPLAY ON TRADING

**EDIS Request**

Demat Holding as on 31/07/2020

Validity Days of E-DIS:  1 Day  90 Days

Select	ISIN	Script Name	Demat Qty	Available E-DIS Qty	Pending E-DIS Qty	Request E-DIS Qty
<input checked="" type="checkbox"/>	INF174K01336	NCC BLUE WATER PRODUCTS LTD.	1877.841	5.536	1872.305	1000

I Accept the Terms & Conditions.

Validity Days logic :  
1. 1 Day = valid for same day or next trade date if request submitted before or after market hours respectively.  
2. 90 Days = Submitted EDIS Quantity will be valid upto 90 calendar days if trade is not executed.

The client will have option to select the E-DIS validity.

Required E-DIS QTY should be entered here.

System will re-direct to Depository page for E-DIS authorisation.

**Step 4 :** On “Submit”, system will prompt for re-directing to the Depository page and provide hyperlink for “T-PIN Reset”.

Home Mutual Fund Capital Market MARS Public Offer Debt Market DP Reports Admin Resources Wealth Watch Customer Care Loans NPS

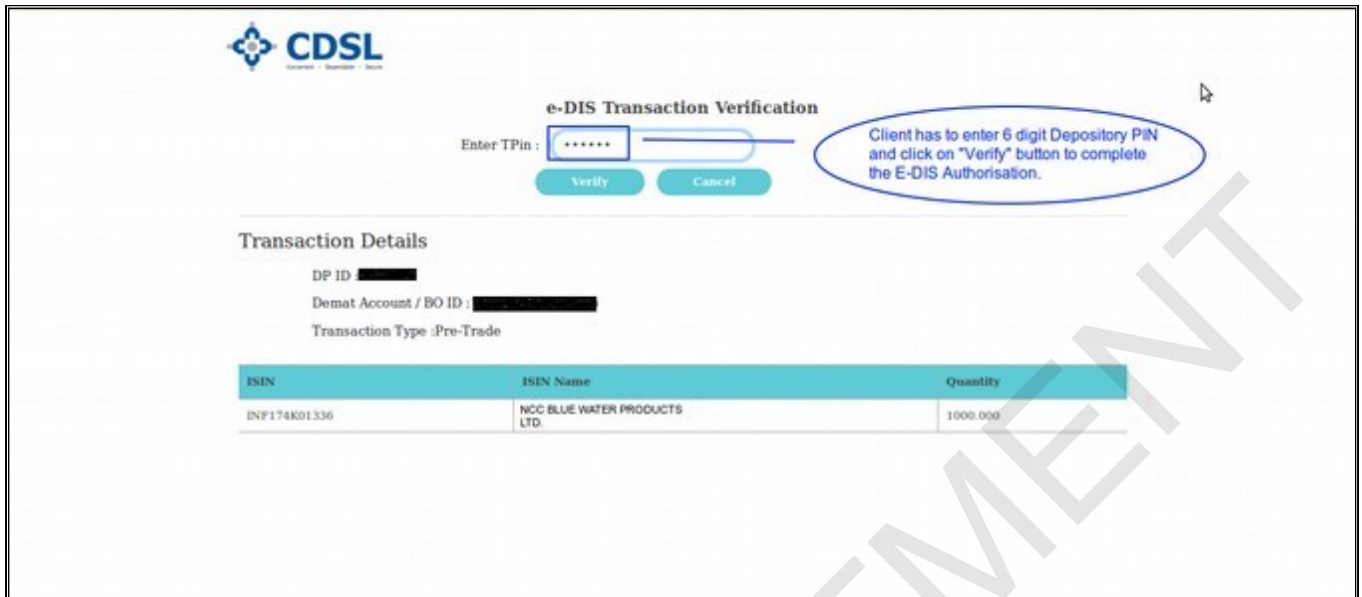
E-Wealth Account | E-Wealth Account No : 101 | Notification 3 | Logout

**EDIS Request**

"You will be directed to the Depository system to authenticate EDIS quantity. You will have to authenticate EDIS by entering your Depository PIN."  
To Set or Reset your Depository PIN, go to ["T-PIN Reset"](#).

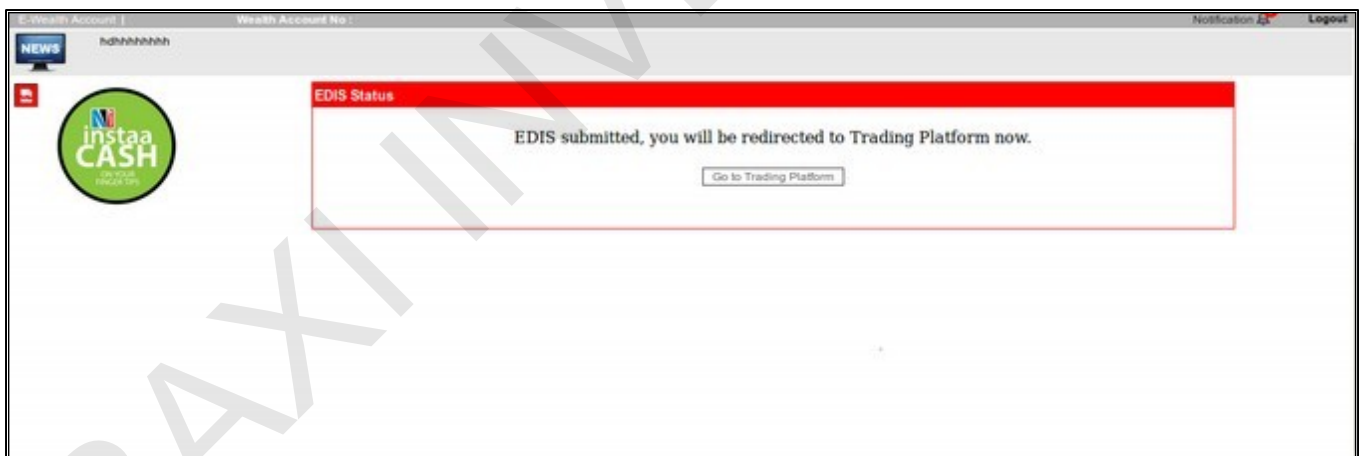
The client will re-directed to EDIS Pin Reset module to reset the T-Pin.

**Step 5:** On landing the depository page, the client can re-check the securities details and can click on “Verify” button after entering “6” digit depository PIN.



**Step 6:** After successful authentication of PIN on Depository E-DIS page, the client will be redirected to NJ Trading Terminal.

(1) If E-DIS request is submitted during market hours then all successful securities holding will be given for Trade but if request given on non market hours then holding will be provided on next trading day.



**Step 7:** The successful E-DIS Qty will be displayed in “E-DIS Authorisation” module under Available E-DIS QTY head.

As per current rules only 1 day e-DIS is available

Home Mutual Fund Capital Market MARS Public Offer Debt Market DP Reports Admin Resources Wealth Watch Customer Care Loans NPS

E-Wealth Account 1 E-Wealth Account No: Notification 0 Logout

NEWS

UPDATED THIS IS WILL DISPLAY ON TRADING

instaa CASH

**EDIS Request**

Demat Holding as on 31/07/2020

Validity Days of EDIS:  1 Day  90 Days

Select	ISIN	Scrip Name	Demat Qty	Available EDIS Qty	Pending EDIS Qty	Request EDIS Qty
<input type="checkbox"/>	INF174ND1336	NCC BLUE WATER PRODUCTS LTD.	1877.84	1005.536	872.305	

I Accept the Terms & Conditions.

Submit Reset

Validity Days logic :  
1. 1 Day = valid for same day or next trade date if request submitted before or after market hours respectively.  
2. 90 Days = Submitted EDIS Quantity will be valid upto 90 calendar days if trade is not executed.

Total successful E-DIS QTY will be displayed here.